

# FlowMagic-3240

Next Generation Scale Out and Scale Up Traffic Visibility, Archiving and Data Mining Appliance

## FlowMagic Product Family Overview

FlowMagic is a purpose built appliance that is designed to enable service chaining between packet broker, traffic capture, real-time and retrospective traffic analysis and other advanced visibility functions such as deduplication, decryption and NetFlow record generation. Empowered by a software defined, graphically driven service builder, the FlowMagic is designed to ease the day-to-day monitoring and trouble shooting tasks for network administrators, developers and security teams.

The FlowMagic-3240 has the best capture and storage performance in the product family. It delivers up to 200Gbps of line rate packet capture and 100Gbps storage capabilities with the latest storage technology and embedded cutting edge purposefully designed network processing modules. There are a wide range of available modules which provide seamless connectives to networks running at 10Mb/100Mb/1Gb RJ45, 100Mb/1Gb Fiber, 10Gb LAN, 9.953Gb WAN, 25Gb, 40Gb and 100Gb. The chassis provides 36× 3.5” or 72× 2.5” external hot-swappable drives. Also, the FlowMagic -3240 can use network attached storage as its capture repository through NFS or other types of network file system or storage area networks.

## Highlights to Main Features and Benefits

	Feature Highlights
Up to Four Traffic Modules with a Wide Selection of Ports Specifications: 2/4/6x 10Mb/100Mb/1000Mb RJ-45 2/4/6x 1Gb SFP 2/4x 1Gb/10Gb RJ-45 2/4x 1Gb/10Gb SFP/SFP+ 4x 1Gb/9.953Gb/10Gb SFP/SFP+ 2x 1Gb/10Gb/25Gb SFP/SFP+/SFP28 2x 40Gb QSFP+ 2x 40Gb/100Gb QSFP+/QSFP28	Each of the interfaces can be configured to function as one of the following: <ul style="list-style-type: none"> <li>• Capture ports</li> <li>• Traffic ingress port</li> <li>• Traffic egress port</li> <li>• Interface to send NetFlow record</li> <li>• Interface to connect to network attached storage</li> </ul>
Inline or Tap based deployment	Rich deployment modes: <ul style="list-style-type: none"> <li>• Seamlessly work with SPAN, TAP, optical splitter, FlowDirector or packet broker</li> <li>• Support inline deployment mode, in which FlowMagic can: <ul style="list-style-type: none"> <li>• Forward packets between the ports</li> <li>• Mirror a copy of bi-directional traffic to service domain</li> </ul> </li> </ul>
Traffic Acquisition/Capture Service	Capture network traffic from traffic interfaces or from the output of a service component <ul style="list-style-type: none"> <li>• Packet slicing</li> <li>• Packet tag insertion</li> <li>• Autonomous storage management and recycle</li> <li>• Traffic indexing for fast retrieval</li> <li>• Compression and size expansion avoidance</li> <li>• AES-128 or 256 based encryption</li> </ul>
Packet Shark Real-time and Retrospective Packet Viewer	Integrated real-time and retrospective packet viewer with display filter support <ul style="list-style-type: none"> <li>• Full packet decode capabilities with tree view</li> <li>• Supports wireshark display filter syntax</li> <li>• Full mouse and keyboard navigation support</li> <li>• Integrated assistant to create display filter from any decoded field</li> <li>• Integrated event and ticket system for spotting issues</li> </ul>

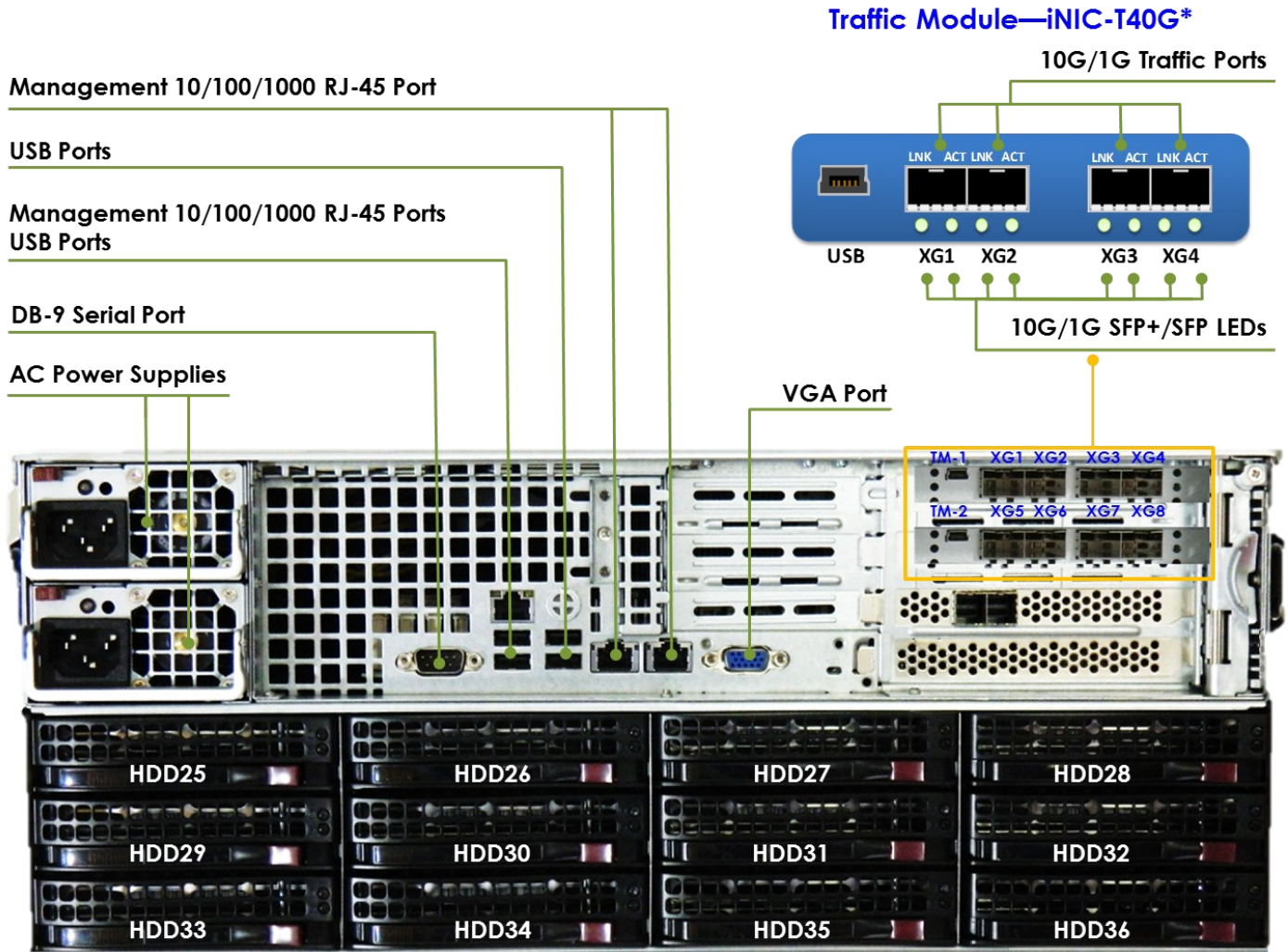
## FlowMagic-3240 External Interfaces Specification

Function	Compliance	Type	Quantity
<b>Variety of Traffic Ports from 10Mb/100Mb/1Gb RJ45, 100Mb/1G SFP, 10Gb LAN, 9.953 WAN, 25Gb SFP28, 40G QSFP+ to 100Gb QSFP28</b>	IEEE 802.3ae 10 Gigabit Ethernet; IEEE 802.3aq 10GBASE-LRM; SFP+ MSA, Revision 4.1; Direct-Attach Copper Cable Support up to 3 Meters; OC-192/STM-64 10G WAN; 10/100/1G SFP with SGMII and Auto Negotiation Support; IEEE 802.3by 25 Gigabit Ethernet; SFF-8436, SFF-8635 QSFP+ 40Gb Ports; SFF-8665 QSFP28 100Gb Ports.	10G SFP+ Fiber Optics/ DACs; 1G SGMII Based SFP for Fiber Optics and RJ-45 Copper; 25G SFP28 Fiber Optics and DACs; 40G/100G QSFP+/ QSFP28 Fiber Optics and DACs.	Varies, depending on the selection of Traffic Modules
<b>10/100/1000Mbps Management Port</b>	10/100/1000BASE-T Category 5, Category 5e, Category 6 UTP	Copper RJ-45	2
<b>10/100/1000Mbps Management Port with BMC Support</b>	10/100/1000BASE-T Category 5, Category 5e, Category 6 UTP	Copper RJ-45	1
<b>10GBase-T Management Port</b>	IEEE 802.3 10GBase-T	Copper RJ-45	N/A
<b>10GBase-SFP+ Management Port</b>	IEEE 802.3 10GBase-SR	10G SFP+ Fiber Optics	N/A
<b>Console Port</b>	115200 Baud 8 Bit Data No Parity 1 Stop Bit	Serial	1
<b>Rear Panel USB Port</b>	USB 2.0 High Speed	USB 2.0	4
<b>Front Panel USB Port</b>	USB 2.0 High Speed	USB 2.0	N/A
<b>VGA Port</b>	VGA DB-15 Connector	DB-15	1
<b>3.5" Local Hard Drive with RAID Support</b>	SATA-III Hot Swappable Bays	3.5" Hard Drive for <b>FlowMagic-3240</b> ONLY	37 (36 available for data storage)
<b>2.5" Local Hard Drive with RAID Support</b>	SATA-III Hot Swappable Bays	2.5" Hard Drive for <b>FlowMagic-3240-72</b> ONLY	72
<b>Front Panel Accessible Power Button</b>	Push Button	Push Button	1
<b>Front Panel Accessible Reset Button</b>	Reset Button	Reset Button	1
<b>Front Panel Accessible Rear Locator Button</b>	Turn on location LED on Rear	Push Button	1
<b>Front Visible LED Panel</b>	Power LED HDD Activity LED LAN Activity LEDs Information LED Power Failure LED	LEDs	6
<b>Redundant Power Supply</b>	1280W (80+) Platinum Power Supply 110-240V AC 50-60Hz Class I	1+1	2

## Main Features and Benefit Highlights

	Feature Highlights
PCAP Exporter with Data Masking and Privacy Control	<p>Rich PCAP export functionalities available from both Web UI and iVOS API</p> <ul style="list-style-type: none"> <li>• Export captured traffic into PCAP by time, filter, keyword scan or all above</li> <li>• Supports data masking by pattern match or protocol layer or portions of the packet</li> <li>• Flexible time stamp resolution support</li> <li>• Split PCAP output into specified file size</li> <li>• Optional compression and archive format support</li> <li>• Capability to rename the PCAPs during the download to avoid confusion</li> </ul>
Packet Broker Services	<p>FlowMagic integrates rich packet broker functions.</p> <ul style="list-style-type: none"> <li>• Packet Aggregation from any number of traffic ports or the output from upstream services into one stream</li> <li>• Packet Replication to any number of traffic ports or downstream services</li> <li>• Packet Filtering based on L2/L3/L4 fields with priorities support. Flexible placement in the data flow</li> </ul>
Packet Deduplication	<ul style="list-style-type: none"> <li>• Flexible Dedup window between 500 micro-seconds to 100 milli-seconds</li> <li>• Rich field selector to identify the packets</li> <li>• Identify duplicated packets based on one or more identifiers in the L2/L3/L4 layer.</li> </ul>
SSL/TLS Traffic Decryption	<ul style="list-style-type: none"> <li>• Supports SSL 3.0/TLS1.0/TLS1.1/TLS1.2</li> <li>• Supports RSA based key exchange algorithms</li> <li>• Per-server or per-network decryption policies with client selector</li> <li>• Support import of encrypted key format</li> <li>• Flexible packet action based on the decryption policy settings, rewrite packet header into regular non-encrypted form (i.e. HTTPS to HTTP)</li> <li>• Maintains the flow integrity for the decrypted traffic by rewriting the TCP sequence/acknowledgement numbers</li> </ul>
NetFlow V5/V9/IPFIX Generator	<ul style="list-style-type: none"> <li>• Supports the generation of NetFlow records from ingress port or the output of services functions such as aggregator or filters</li> <li>• Supports NetFlow V5, V9 or IPFIX</li> <li>• Flexible reporting intervals and report control</li> <li>• Interop with standard NetFlow collectors</li> <li>• The Flow records can be output through a management port or a dedicated traffic port</li> </ul>
Real-time/Near Real-time/Retrospective Deep Inspection Traffic Analyzer	<p>Integrated traffic analyzer can be invoked in real-time, near real-time or retrospective analysis mode.</p> <ul style="list-style-type: none"> <li>• Multi timescale trending analysis by protocols</li> <li>• Integrated event and ticket reporting system</li> <li>• Integrated database navigation and query system</li> <li>• TopN, Endpoints, servers and protocols statistics</li> <li>• Integrated in-depth connections and transaction analysis</li> <li>• HTTP URL and DNS record extraction</li> <li>• GeoIP and AS aggregation and statistics</li> <li>• Traffic microburst monitoring</li> <li>• Endpoint and server traffic profiling and reporting</li> </ul>

## FlowMagic-3240 Rear Panel Features (Supports 3.5" drives)



\*: Please see page 6 for the availability of traffic modules with a wide selection of port specifications.

## FlowMagic-3240 Front Panel Features (Supports 3.5" drives)



# FlowMagic-3240-72 Rear Panel Features (Supports 2.5" drives)

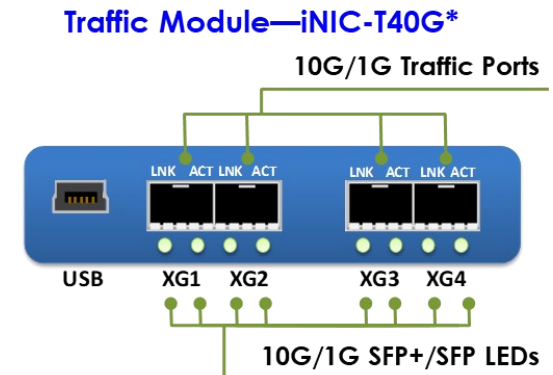
Management 10/100/1000 RJ-45 Port

USB Ports


Management 10/100/1000 RJ-45 Ports  
USB Ports

DB-9 Serial Port

AC Power Supplies



VGA Port



\*: Please see page 6 for the availability of traffic modules with a wide selection of port specifications.

# FlowMagic-3240-72 Front Panel Features (Supports 2.5" drives)



Control Button and System Status LEDs

## FlowMagic-3240 Standard Peripherals

Part Name	Quantity
UTP Cat 6. Ethernet Cable	1
Rail Mounting Kit	1
CD (User Manual, software package)	0 or 1
USB System Recovery Thumb Drive	0 or 1

## FlowMagic-3240 Physical and Environmental Specification

Item	Description
<b>Dimension</b> (Width x Depth x Height)	19 x 27.5 x 7 (inches) 483 x 700 x 178 (millimeters)
<b>Net Weight</b> (without Hard Drives)	68 (pounds )/ 31 (kilograms)
<b>Environment</b>	Operating Temperature: 0° ~ 40° C (32° ~ 104° F) Non Operating Temperature: -40° ~ 70° C (-40° ~ 158° F) Humidity: 20 ~ 90% (Non-condensing)

## FlowMagic-3240 Order Information

Please contact InfiniCORE regional distributors/resellers or InfiniCORE sales for further information.

Part Number	External Drive Bays	Traffic Ports	Port Specification	Software Package
<b>FlowMagic-3240-[]</b>	36× 3.5”	Based on Configuration	Based on module selection	Foundation Package
<b>FlowMagic-3240-72-[]</b>	72× 2.5”	Based on Configuration	Based on module selection	Foundation Package

## FlowMagic-3240 Available Traffic Modules

Part Number	Capture and Traffic Processing Ports	Port Specification
<b>iNIC-T2G/T4G/T6G-RJ45</b>	2, 4 or 6	10Mb/100Mb/1Gb RJ45
<b>iNIC-T2G/T4G/T6G-SFP</b>	2, 4 or 6	10Mb/100Mb/1Gb SFP Fiber
<b>iNIC-T20G/40G-RJ45</b>	2 or 4	10Mb/100Mb/1Gb/10Gb RJ45 Copper
<b>iNIC-T20G/40G-SFP</b>	2 or 4	1Gb/10Gb SFP/SFP+ Fiber
<b>iNIC-T40G</b>	4	1Gb/10Gb SFP/SFP+ Fiber 9.953Gb WAN SFP+ Fiber
<b>iNIC-T50G</b>	2	1Gb/10Gb/25Gb SFP/SFP+/SFP28 Fiber
<b>iNIC-T80G</b>	2	40Gb QSFP+ Fiber
<b>iNIC-T200G</b>	2	40Gb/100Gb QSFP+/QSFP28 Fiber